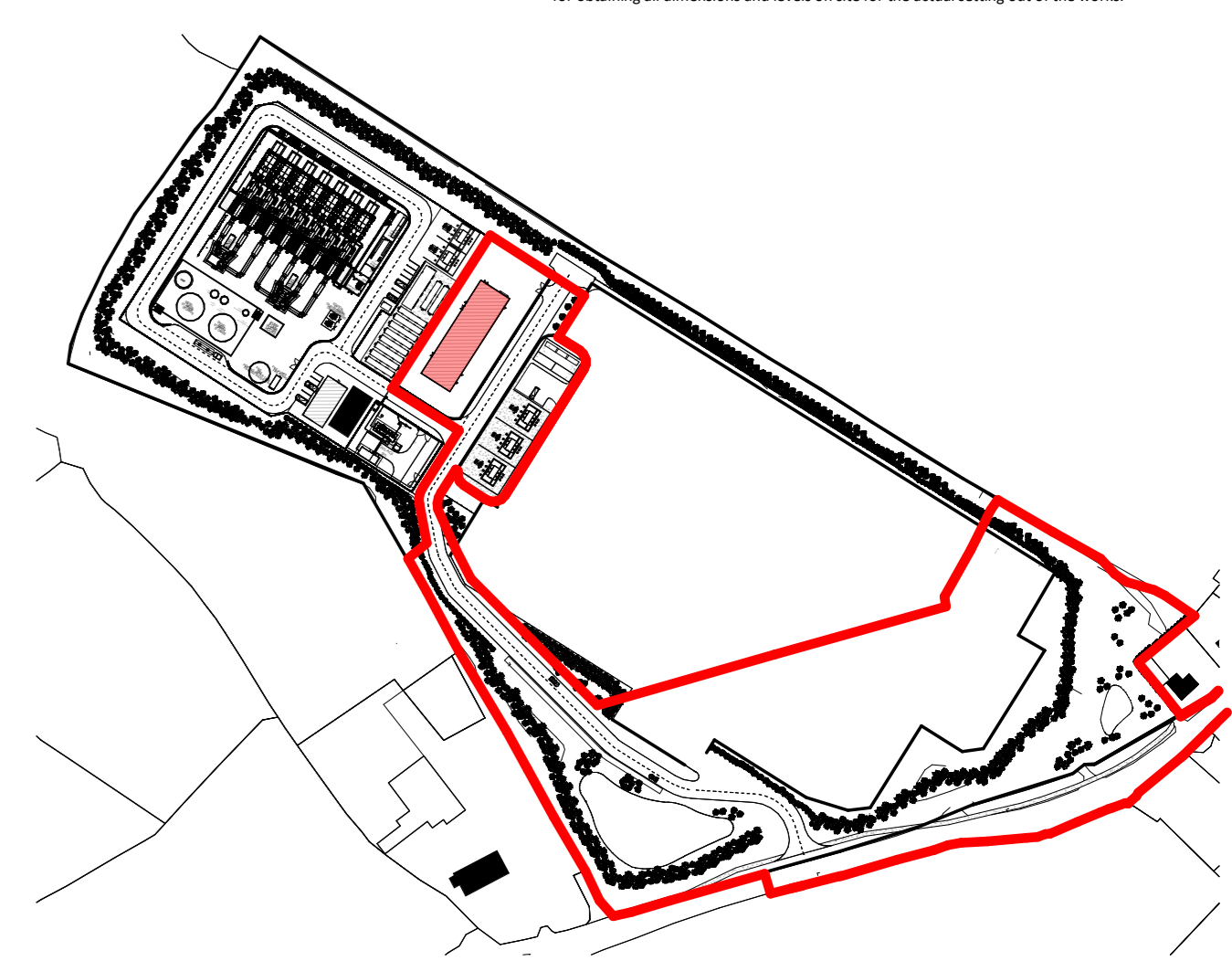
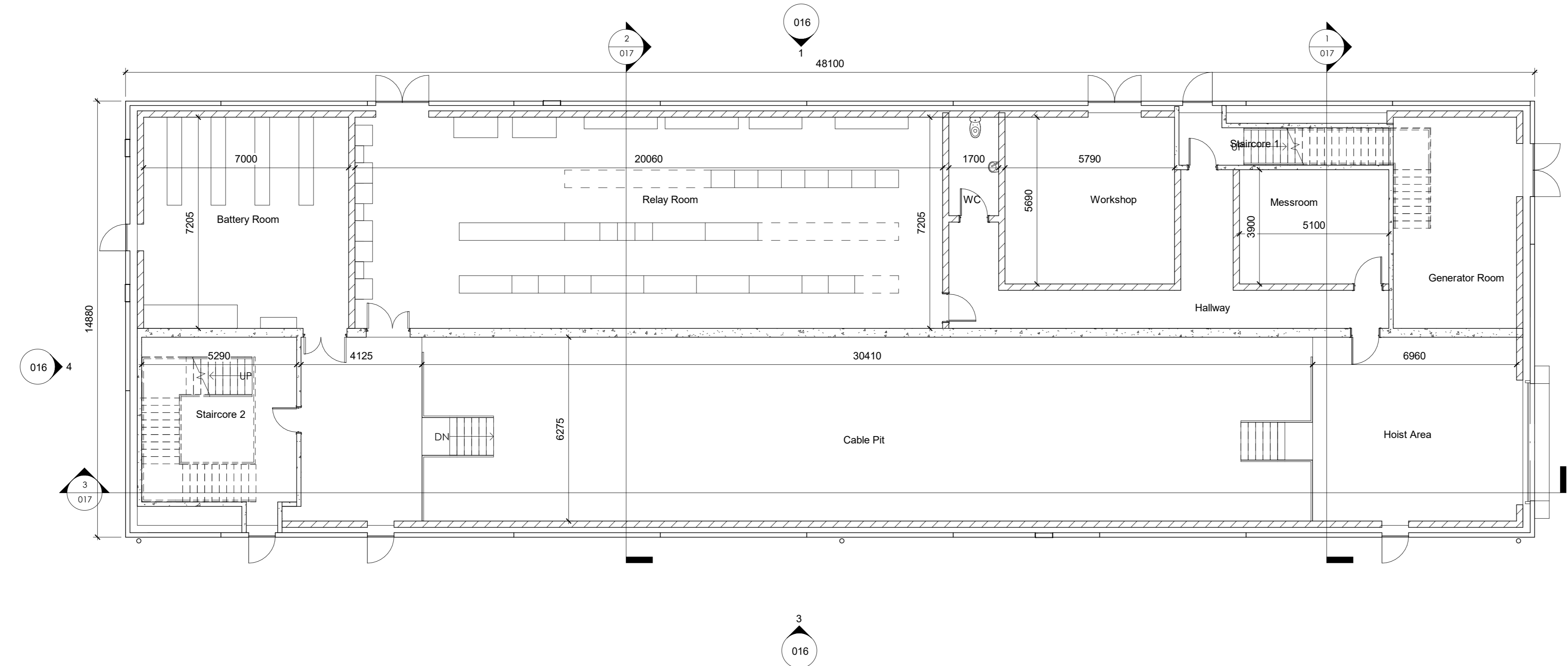


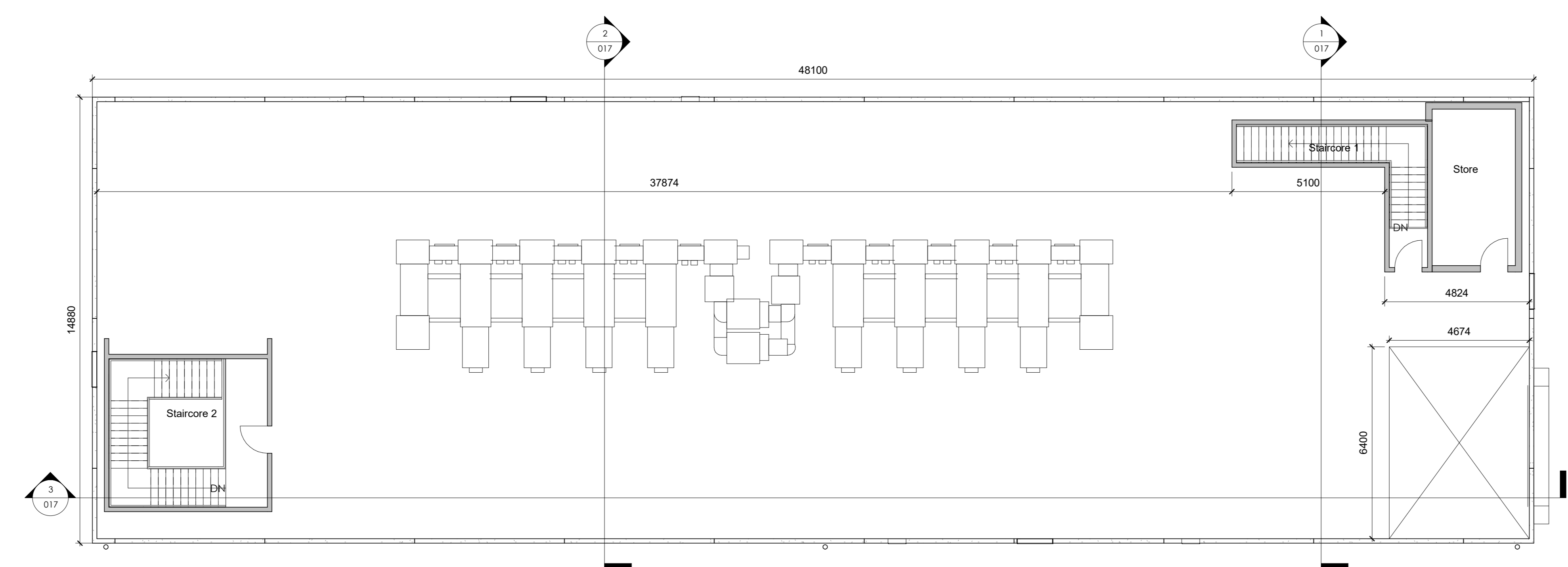
NOTES:
 1. All rights reserved. All drawings and written material appearing herein constitute original and copyright work of ARC:MC. Content may not be duplicated, used or disclosed without written consent.
 2. All dimensions shown are in millimetres.
 3. This drawing shall be read in conjunction with all specifications and schedules.
 4. All dimensions shall be checked by Contractor prior to any work commencing on site.
 5. The Contractor shall fully comply with all relevant health, safety, regulatory, standard codes of practice, methods of working, and good practice.
 6. Generators shall not be used from the drawing and the contractor shall be responsible for obtaining all dimensions and levels on site for the actual setting out of the works.



KEY PLAN:



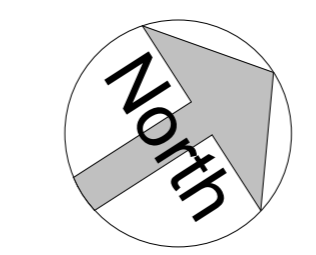
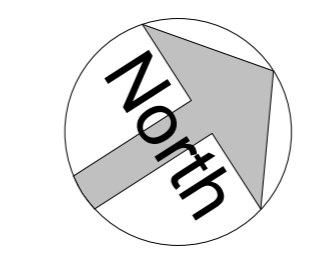
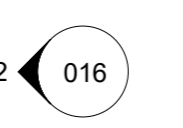
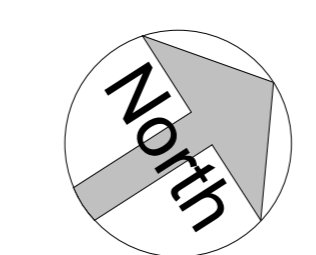
1 SUBSTATION - GROUND FLOOR PLAN
1 : 100



2 SUBSTATION - FIRST FLOOR PLAN
1 : 100



3 SUBSTATION - ROOF PLAN
1 : 100



REV	DATE	BY	CHK
E	11/06/2021	ISSUED FOR INFORMATION	ARC:MC
D	10/06/2021	ISSUED FOR INFORMATION	ARC:MC
C	10/06/2021	ISSUED FOR INFORMATION	ARC:MC
B	11/06/2021	ISSUED FOR INFORMATION	ARC:MC
A	08/06/2021	ISSUED FOR INFORMATION	ARC:MC
F	08/06/2021	ISSUED FOR INFORMATION	ARC:MC

FOR PLANNING
 S2 ISSUED FOR INFORMATION

ARC:MC
 MISSION CRITICAL

140-142 St John Street, London EC1V 4UB T 020 34112571
 REGISTERED IN ENGLAND / COMPANY REG. NO. 7883299

Data and Power Hub Services Limited

PROJECT: DUB 40
 PROJECT NO: 3183.00
 DESCRIPTION: DUB 40 - SUBSTATION - GA PLANS

SCALE: As Indicated @ A0
 DRAWING NO: D40-ARC-SS-ZZ-DR-A-015
 REVISION: F

